



Saints Back Safely

COVID-19 Symptoms Checklist, Flow Chart, and Scenarios

People with COVID-19 have had a wide range of symptoms reported – ranging from mild symptoms to severe illness. Symptoms may appear 2-14 days after exposure to the virus.

Do you have any of the following?

- ☐ Cough
- ☐ Fever or chills (anyone over 99.9°F will not be allowed on campus)
- ☐ Shortness of breath or difficulty breathing
- ☐ Muscle or body aches
- ☐ Sore throat
- ☐ New loss of taste or smell
- ☐ Diarrhea
- ☐ Headache
- ☐ Nausea or vomiting
- ☐ New fatigue
- ☐ Congestion or runny nose

Are you ill, or caring for someone who is ill?

- Employees or students who are well, but caring for someone who is ill with COVID-19 should stay home. Employees should notify their supervisor and HR. Students should email COVIDresponse@ndpsaints.org
- Employees who are ill and display one or more of the symptoms above should notify their supervisor and HR.
- Students who are ill and display one or more of the symptoms above should email COVIDresponse@ndpsaints.org


In the past two weeks, did you:

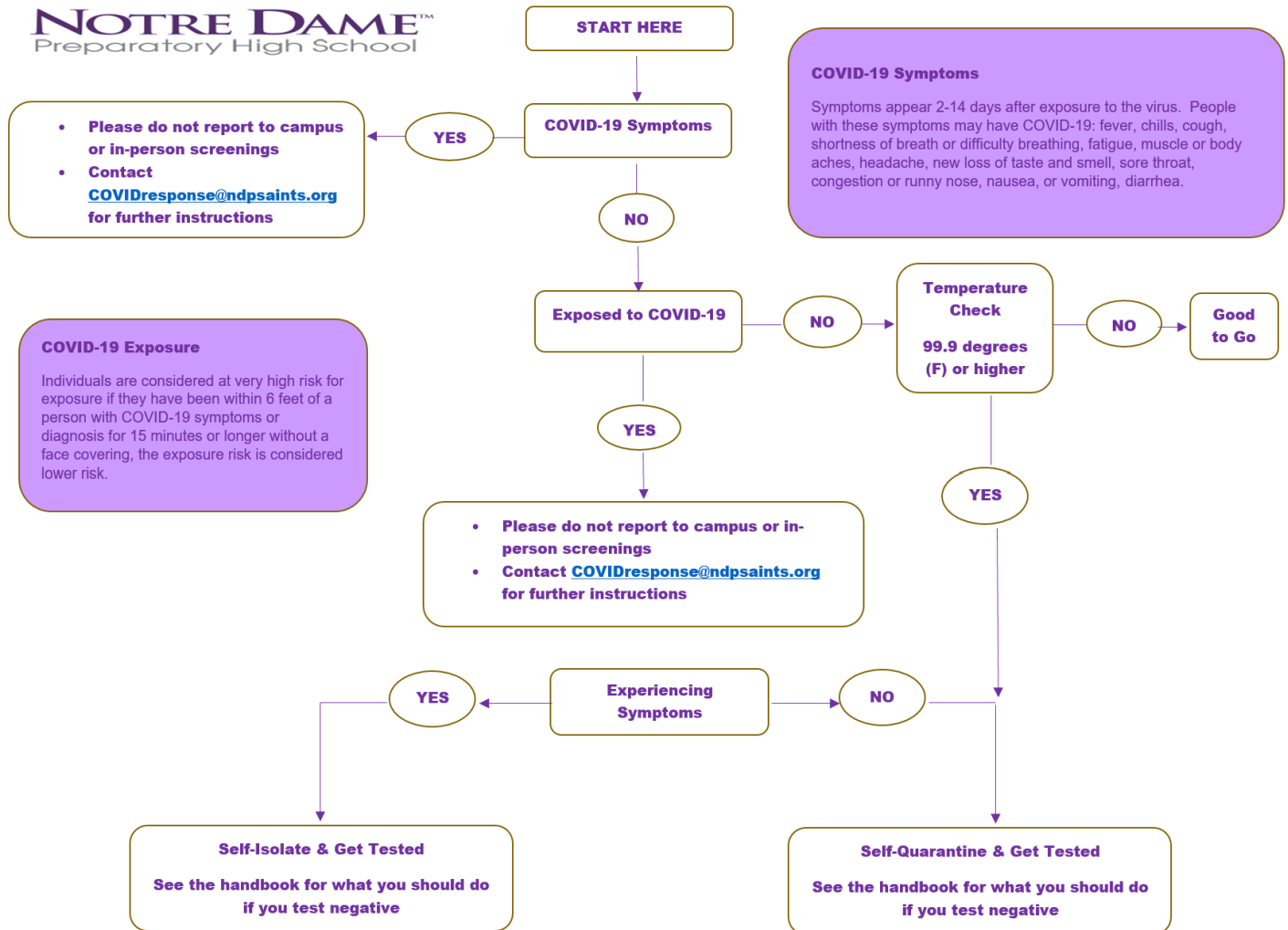
- ☐ Have contact with someone diagnosed with Covid-19?
- ☐ Live in or visit a place where COVID-19 is spreading?
- ☐ Travel out of the state
- ☐ Have a family member travel out of state

If you answered yes to one or more of the above questions, please review our scenario charts

As a reminder, please do your part and practice the following:

- ☐ Cleaning your hands
- ☐ Avoiding close contact with others
- ☐ Avoiding touching your face, mouth, nose, etc.

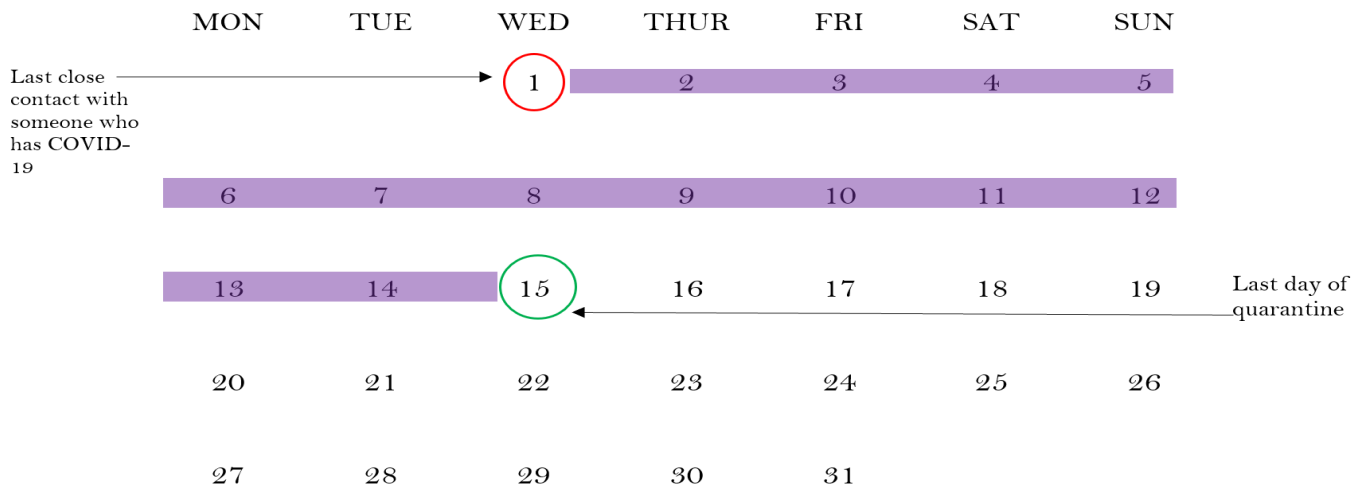




Scenario 1: Close contact with someone who has COVID-19; will not have further close contact

I had close contact with someone who has COVID-19 and will not have further contact or interactions with the person while they are sick (e.g., co-worker, neighbor, or friend).

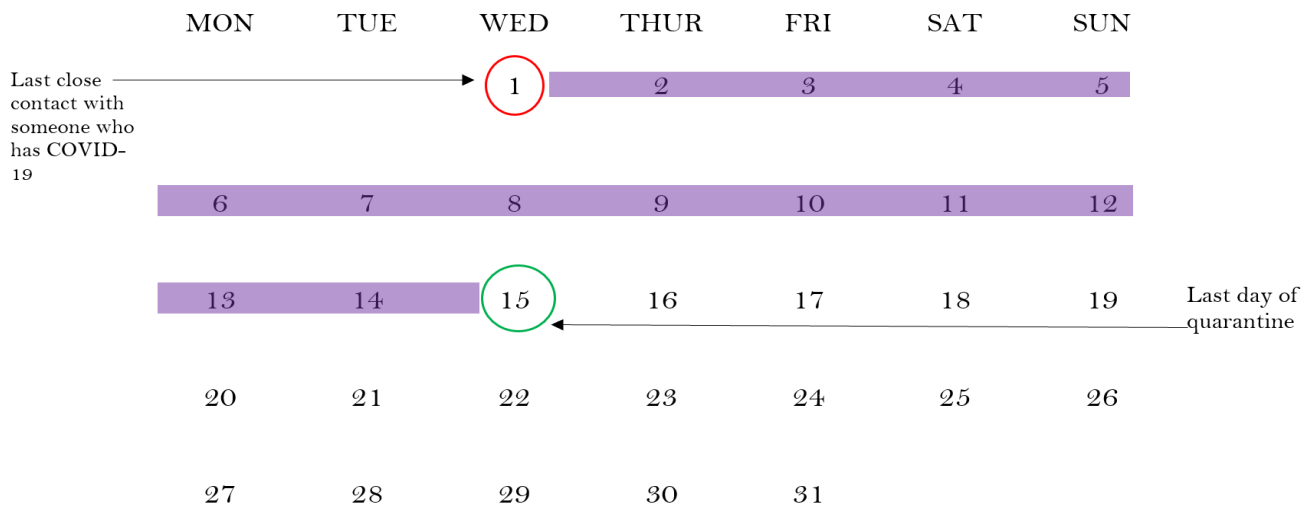
Your last day of quarantine is 14 days from the date you had close contact.



****Please note that if your quarantine starts at noon on day 1, your quarantine will end at noon on day 14****

Scenario 2: Close contact with someone who has COVID-19; lives with the person, but can avoid further close contact

I live with someone who has COVID-19 (e.g., roommate, partner, family member), and that person has isolated by staying in a separate bedroom. I have had no close contact with the person since they isolated.

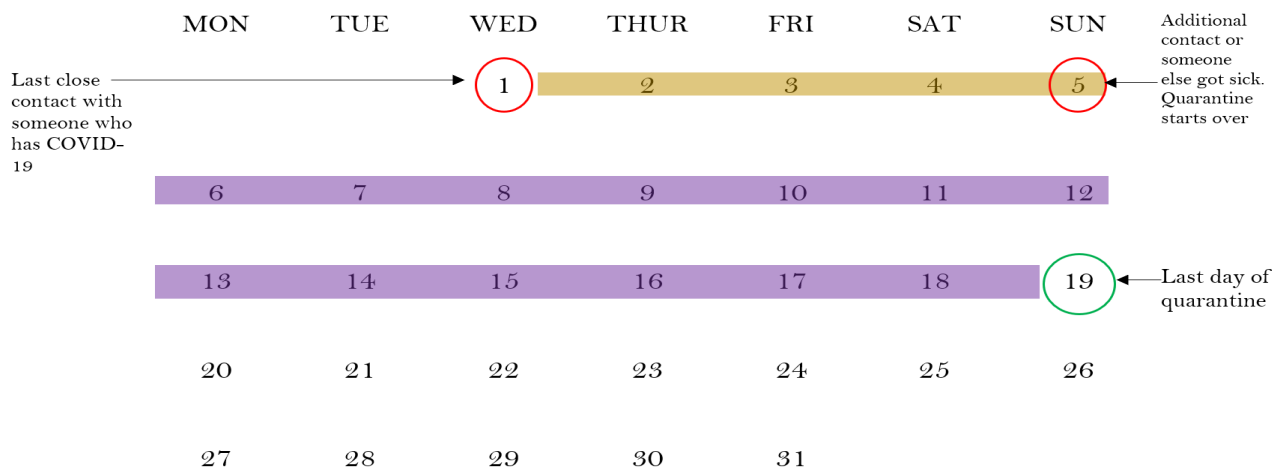


****Please note that if your quarantine starts at noon on day 1, your quarantine will end at noon on day 14****

Scenario 3: Under quarantine and had additional close contact with someone who has COVID-19

I live with someone who has COVID-19 and started my 14-day quarantine period because we had close contact. What if I ended up having close contact with the person who is sick during my quarantine? What if another household member gets sick with COVID-19? Do I need to restart my quarantine?

Yes. You will have to restart your quarantine from the last day you had close contact with anyone in your house who has COVID-19. **Any time a new household member gets sick with COVID-19, and you had close contact, you will need to restart your quarantine.**

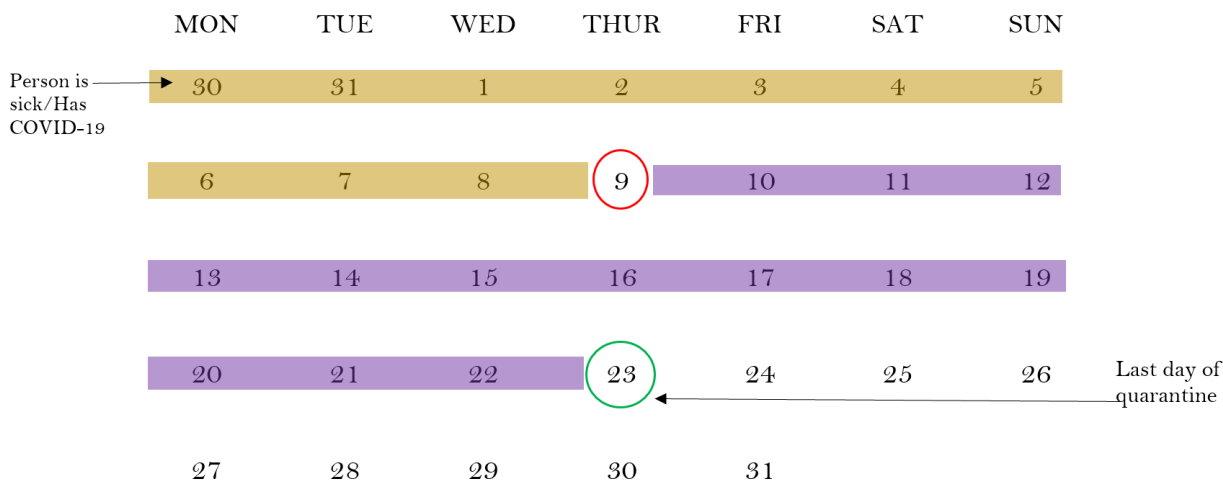


Please note that if your quarantine starts at noon on day 1, your quarantine will end at noon on day 14

Scenario 4: Live with someone who has COVID-19 and cannot avoid continuous close contact

I live in a household where I cannot avoid close contact with the person who has COVID-19. I am providing direct care to the person who is sick, don't have a separate bedroom to isolate the person who is sick, or live in close quarters where I am unable to keep a physical distance of 6 feet.

You should avoid contact with others outside the home while the person is sick, and quarantine for 14 days after the person who has COVID-19 meets the criteria to end home isolation.



Please note that if your quarantine starts at noon on day 1, your quarantine will end at noon on day 14

Saints Back Safely Policies and Procedures

Face masks:

- **Face masks are required on campus**
- Students may remove masks when eating as long as they are 6ft apart
- Students may remove masks if they maintain 6ft apart from their peers (only when outside)
- Masks should be solid colors or NDP themed
- No neck gaiters are allowed
- Masks with valves are not allowed
- Teachers will have a face mask break policy for their classes

Temperature kiosks

- All faculty and staff will be required to check in at a temperature kiosk daily
- Those displaying a temperature will be checked a second time to determine if they can be present on campus
- It is suggested that students allow an extra 10-15 minutes to get through the kiosk line all students will be asked to stay 6ft apart
- Kiosks are located at junior and senior lots
- We will have handheld thermometers if the lines start to get backed up
- There is an additional kiosk up front for those who arrive late

Keeping the classrooms clean:

- Teachers will be required to make sure they have plenty of individual wipes in their classroom each day for students
- Students will be required to wipe down their space when they enter the classroom. They should throw their wipe away and then sanitize their hands before sitting down
- In-between classes, teachers will prop their doors open to allow natural air to enter the room
- Our air conditioning system uses air from outside which is filtered into the classrooms when the fans are running or the air is on
- Teachers and students should not move the desks at any time. Our facilities crew worked hard to space each classroom to maintain proper distancing
- Classroom desks are spaced out 6ft apart
- We did our best using the House system as a guide for splitting up our classes. The class maximum for each room 6ft apart is 18. However our largest class at this time in hybrid is 15

Breaks

- Students will be given three breaks during the day (Each one leaving opportunity for students to get food)
- Students are welcome to eat during any/all of these breaks
- We will be serving a variety of snacks and meals during the breaks

- The picnic tables on campus have all been properly spaced apart to allow students to be distant from each other
- We have purchased umbrellas for all picnic tables spread throughout campus
- Two students are allowed to have their masks off while eating at the tables as long as they are sitting across from each other at different ends of the table
- An additional two people may sit at the tables, but must keep their masks on
- Students can also sit on the practice field and outside the COMM to socialize or eat
- Students who are maintaining 6ft apart outside, may take their masks off

Traffic flow on campus/staggered release:

- We will not be allowing students to walk behind the buildings this year
- We will have all traffic go towards the center of campus
- Everyone should walk to their right when going to their next class as if they were driving on the road. This should help keep traffic flowing two ways
- Our staircases are labeled as well. The North stairwell is for students traveling up and the South stairwell is for student traveling down
- We will monitor and stagger release times as needed throughout the day. In a hybrid model, we have an average of 370 students who will be on campus at a time

Gates:

- 7:00 AM - 8:10 AM: loop road is open for drop off and student parking
- 8:15 AM - 8:45 AM: loop road will be closed
- 2:15 PM: loop road will open for pick up

For those with 1st/8th period off:

- 8:45 AM - 9:15 AM: loop road will be open on Monday and Thursday for those who have 1st period off
- 12:55 PM - 1:15 loop road will be open on Tuesday and Friday for those who have 8th period off

Late Arrivals:

- Late arrivals must arrive at the main office
- Students will have their temperature checked and sign in up front
- The front office staff will then notify security and those who need to park will be allowed to park in their spot. Those who do not drive will enter campus through gate 6, located right beside the front office. They will be escorted by security or the dean's office
- Anyone who is not on campus by 9:50 AM will need to complete their classes online for the day

Leaving Early:

- Parents should have their early release request submitted at least one hour before the student needs to leave
- Students who are leaving early will be picked up from their class by Security or the Dean of Students and they will be escorted to their car or to the person picking them up
- Verification of the driver picking up the student will be required
- Students leaving early can not return to campus for the day

House Information:

- House is a scheduled class and attendance will be taken daily
- While we are hybrid, House time will mirror your gold//purple on campus (the days you are on campus are your House days)
- We recognize that the time between the class before and House time is tight, so students are going to have to hustle to be on time
- To find out what room your Family meets, it is on Canvas in your assignments and/or you received an email from your House Captain

